



SIZE CHARTS

SIZING INSTRUCTIONS

Measure your body (with measuring tape, not over clothing) and use to the chart to find your size. If you fall between sizes, order the smaller size for a tighter fit or go a size up for a looser fit.

Men: Use your chest, arm length, and neck measurements to determine the proper size for tops, outerwear, or jumpsuits. Use your waist measurement (where you wear your pants) for bottoms.

Women: Refer to your chest measurement to determine the proper size for tops and outerwear. Use your waist (smallest part) and hip measurements for bottoms. Use your waist measurement (where you wear your pants) for belts.

PRODUCT DETAILS, PRICES, AND AVAILABILITY ARE SUBJECT TO CHANGE WITHOUT NOTICE.

5.11 Warranties: All of our products are backed by a limited warranty. Visit www.511Tactical.com/customer-service/warranty for details.

Returns and Exchanges: Visit www.511Tactical.com/customer-service/return-policy/ for how to return products.

Notice Regarding Knives: The purchase, possession, and use of knives are subject to a variety of federal, state, and local laws. To make sure you're in local compliance, visit www.511Tactical.com/customer-service/disclaimers.

MEN'S BODY MEASUREMENTS

Alpha Size	XS	S	M	L	XL	2XL	3XL	4XL	5XL	6XL
Neck	13-13 ½	14-14½	15-15½	16-16½	17-17½	18-18½	19-19½	20-20½	21-21½	22-22½
Chest	30-32	34-36	38-40	42-44	46-48	50-52	54-56	58-60	62-64	66-68
Arm Length*	32¼-32¾	33-33½	33¾-34¼	34½-35	35¼-35¾	36-36½	36¾-37¼	37½-38	38¼-38¾	39-39½
Waist	24-26	28-30	32-34	36-38	40-42	44-46	48-50	52-54	56-58	60-62

Short = 5'3-5'7½, Regular = 5'8-6'½, Tall = 6'1-6'3, Tall sizes have 2" added to body and sleeve length. *Arm length refers to your actual arm length, not the garment's sleeve length.

WOMEN'S BODY MEASUREMENTS

Alpha Size	X-Small	Small	Medium	Large	X-Large
Numeric Size	2	4	6	8	10
Chest	32½	33½	34½	35½	36½
Arm Length*	29¾	30¼	30½	31	31¼
Waist	25	26	27	28	29
Hip	35½	36½	37½	38½	39½

Regular = 5'5-5'7, Tall = 5'8-5'11, Tall sizes have 2" added to body length and 1½" added to sleeve length.

*Arm length refers to your actual arm length, not the garment's sleeve length.

MEN'S FOOTWEAR SIZE CONVERSIONS

US Size	5	6	6½	7	7½	8	8½	9	9½	10	10½	11	11½	12	13	14	15
UK Size	4	5	5½	6	6½	7	7½	8	8½	9	9½	10	10½	11	12	13	14
EU Size	37½	38½	39	40	40½	41	42	42½	43	44	44½	45	45½	46	47½	48½	49½

Wide available in US Sizes 7-12, 13

WOMEN'S FOOTWEAR SIZE CONVERSIONS

US Size	5	6	6½	7	7½	8	8½	9	9½	10
UK Size	4	4½	5	5½	6	6½	7	7½	8	8½
EU Size	37	37½	38	38½	39	40	40½	41	42	42½

MEN'S BELT SIZING

Alpha Size	S	M	L	XL	2XL	3XL	4XL
Waist Size	28-30	32-34	36-38	40-42	44-46	48-50	52-54

GLOVE SIZING

Unisex Size	S	M	L	XL	2XL
Men's	78 mm	90 mm	103 mm	114 mm	127 mm

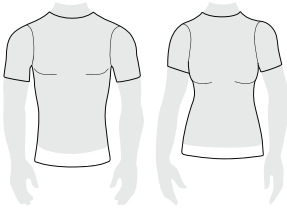
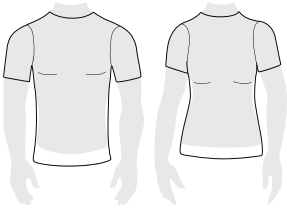
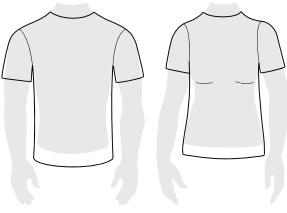
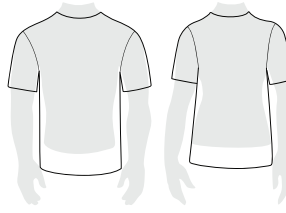
Measure across the palm of your hand from where your thumb and index meet.

HAT SIZING

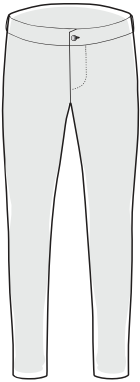
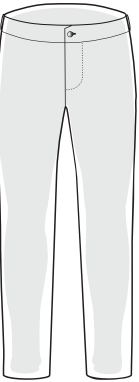
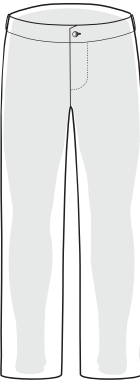
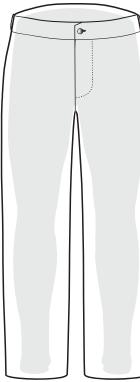
Hat Size	Measurement	A-Flex	One Size
7	22" / 55.8 cm	M/L	One Size Fits Most
7 1/8	22 3/8" / 56.8 cm		
7 1/4	22 3/4" / 57.7 cm		
7 3/8	23 1/8" / 58.7 cm		
7 1/2	23 1/2" / 59.6 cm	L/XL	-
7 5/8	23 7/8" / 60.6 cm		
7 3/4	24 1/4" / 61.5 cm		
7 7/8	24 5/8" / 62.5 cm	-	-

Trademarks: The following are trademarks of their respective owners: Teflon®, YKK®, Prym®, MultiCam®, VELCRO®, VTAC®, Viking Tactics®, Blade-Tech®, Ironclad®, Storm Cotton®, 3M®, Scotchlite®, Nomex®, Duraclad®, Kevlar®, Breathoprene®, Molle-Lok®, iPhone®, Apple®, Facebook®, YouTube®, OrthoLite®, NanoGLIDE®, TransDRY®, eVent®, HELCOR®, AustriAlpin®, Realtree®, Duraflex®, Wiley X®, Traverse® is a registered US Trademark of L.L. Bean, Inc., under license by 5.11, Inc.

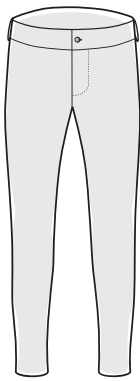
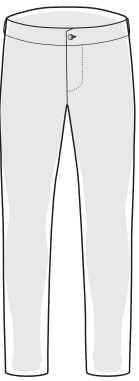
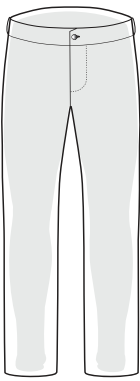
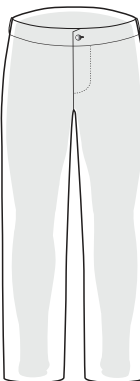
TOPS FIT GUIDE

			
COMPRESSION	FITTED	REGULAR	CLASSIC
A tight, compressive fit.	A body skimming fit. Non-compressive.	A comfortable, professional fit. Neither slim nor oversized.	A full, generous fit allowing superior range of motion.

MEN'S BOTTOM FIT GUIDE

			
SKINNY	SLIM	STRAIGHT	RELAXED
Skinny fit from waist to leg opening. (Not currently a 5.11 men's fit.)	Slim fit from waist to knee. Straight from knee to leg opening.	Straight fit from waist to leg opening.	Our most generous fit from waist to knee. Straight from knee to leg opening.

WOMEN'S BOTTOM FIT GUIDE

			
SKINNY	SLIM	STRAIGHT	RELAXED
Mid-rise with a skinny fit from hip to leg opening.	Mid-rise with a slim fit through hip and thigh. Straight from knee to leg opening.	Mid-rise with a straight fit from hip to leg opening.	Mid-rise with our most generous fit through hip and thigh. Straight from knee to leg opening.